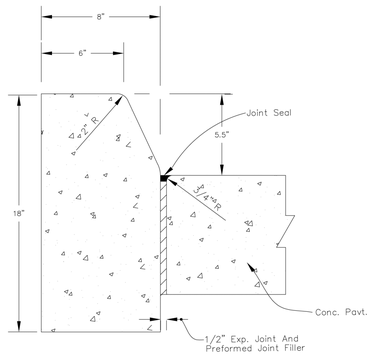

TYPE "D" CURB

NOTE

FOR USE ADJACENT TO CONCRETE OR FLEXIBLE PAVEMENT, CONCRETE SHOWN. EXPANSION JOINT, PREFORMED JOINT FILLER AND JOINT SEAL ARE REQUIRED BETWEEN CURBS AND CONCRETE PAVEMENT ONLY.

CONCRETE CURB DETAIL

ENGINEERING STANDARDS 2022

REVISIONS BY	DATE	ENGINEERING DIVISION CITY OF POMPANO BEACH	CONCRETE CURB
S.S.	01-2014		
S.S.	08-2015		
S.S.	07-2016	SCALE: N.T.S.	DATE: MAY 2022 DWG. NO. 300-2

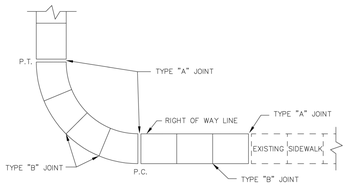

PLAN

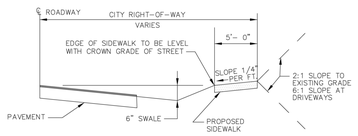

TYPICAL SIDEWALK SECTION

SIDEWALK DETAILS

ENGINEERING STANDARDS 2022

REVISIONS BY	DATE	ENGINEERING DIVISION CITY OF POMPANO BEACH	SIDEWALK DETAILS
		SCALE: N.T.S.	DATE: JUNE 2022 DWG. NO. 301-1

TABLE OF SIDEWALK JOINTS	
TYPE	LOCATION
"A"	JOINT SHALL BE PLACED AT P.C. AND P.T. OF CURVES, JUNCTION OF EXISTING SIDEWALKS, EVERY 60' ON NEW SIDEWALKS AND WHERE SIDEWALKS ABUT CONCRETE CURBS, DRIVEWAYS AND SIMILAR STRUCTURES.
"B"	JOINT SHALL BE PLACED 5'-0" CENTER
"C"	JOINT SHALL BE PLACED AT 20' INTERVALS

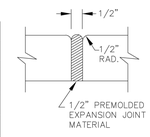

TYPE "A" JOINT

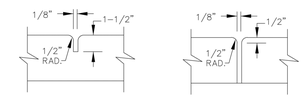

TYPE "B" JOINT TYPE "C" JOINT

NOTE: SIDEWALK SHALL BE 4" THICK EXCEPT IN DRIVEWAYS WHERE THE THICKNESS SHALL BE 6".

SIDEWALK DETAILS

ENGINEERING STANDARDS 2022

REVISIONS BY	DATE	ENGINEERING DIVISION CITY OF POMPANO BEACH	SIDEWALK DETAILS
		SCALE: N.T.S.	DATE: JUNE 2022 DWG. NO. 301-2

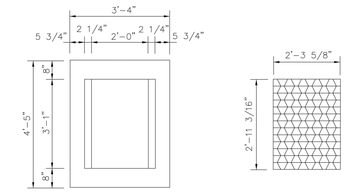

PLAN

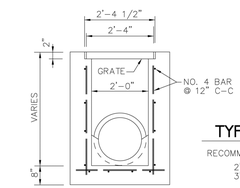

SECTION

TYPE "C" INLET

RECOMMENDED MAXIMUM PIPE SIZE
2'-0" WALL-18" PIPE
3'-1" WALL-24" PIPE

ENGINEERING STANDARDS 2022

REVISIONS BY	DATE	ENGINEERING DIVISION CITY OF POMPANO BEACH	TYPE "C" INLET
S.S.	09-11		
		SCALE: N.T.S.	DATE: JUNE 2022 DWG. NO. 400-1

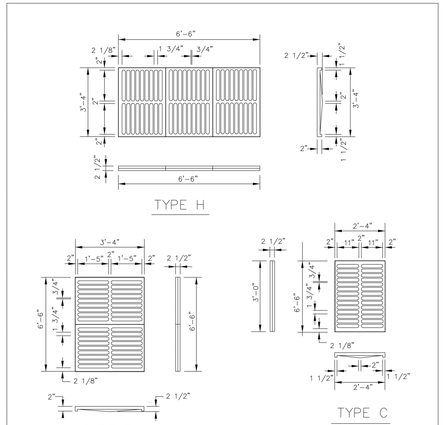

CAST IRON GRATES

ENGINEERING STANDARDS 2022

REVISIONS BY	DATE	ENGINEERING DIVISION CITY OF POMPANO BEACH	CAST IRON GRATES
		SCALE: N.T.S.	DATE: JUNE 2022 DWG. NO. 410-1

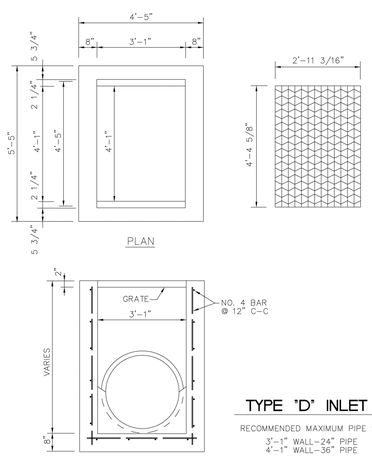

PLAN

SECTION

TYPE "D" INLET

RECOMMENDED MAXIMUM PIPE SIZE
3'-1" WALL-24" PIPE
4'-1" WALL-36" PIPE

ENGINEERING STANDARDS 2022

REVISIONS BY	DATE	ENGINEERING DIVISION CITY OF POMPANO BEACH	TYPE "D" INLET
S.S.	09-11		
		SCALE: N.T.S.	DATE: JUNE 2022 DWG. NO. 401-1

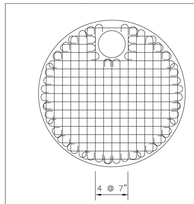

REINFORCEMENT PLAN

REINFORCING BARS @ 6" CENTERS BOTH WAYS EXCEPT MIDDLE BARS SHOWN @ 7" CENTERS. ALL BARS WITH ACI STANDARD HOOKS CANTED APPROXIMATELY 45°, OR EMBEDDED IN ACCORDANCE WITH THE SLAB REINFORCEMENT DETAIL SHOWN UNDER OPTIONAL CONSTRUCTION JOINT DETAILS, EXCEPT BARS AROUND MANHOLE OPENING SHALL BE HOOKED.

BAR SIZE	TOP DIAMETER
NO. 4	3'-6" & 4'
NO. 5	6'
NO. 6	7'

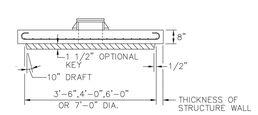

SECTION

TYPE 7-NT (NON-TRAFFIC)

STRUCTURE TOP FOR MANHOLE AND JUNCTION BOX

ENGINEERING STANDARDS 2022

REVISIONS BY	DATE	ENGINEERING DIVISION CITY OF POMPANO BEACH	STRUCTURE TOP (TYPE 7-NT)
		SCALE: N.T.S.	DATE: JUNE 2022 DWG. NO. 408-1

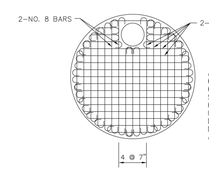

ALL REINFORCEMENT SHALL BE NO. 6 BARS EXCEPT 6 NO. 8 BARS SHOWN. BARS SHALL BE SPACED @ 6" CENTERS BOTH WAYS EXCEPT MIDDLE BARS SHOWN @ 7" CENTERS. ALL BARS WITH ACI STANDARD HOOKS CANTED APPROXIMATELY 45°, OR EMBEDDED IN ACCORDANCE WITH THE SLAB REINFORCEMENT DETAIL SHOWN UNDER OPTIONAL CONSTRUCTION JOINT DETAILS, EXCEPT ALL NO. 8 BARS AND NO. 6 BARS AROUND MANHOLE OPENING SHALL BE HOOKED.

REINFORCEMENT PLAN

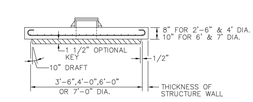

SECTION

TYPE 7-T (TRAFFIC H-20)

STRUCTURE TOP FOR MANHOLE AND JUNCTION BOX

ENGINEERING STANDARDS 2022

REVISIONS BY	DATE	ENGINEERING DIVISION CITY OF POMPANO BEACH	STRUCTURE TOP (TYPE 7-T)
		SCALE: N.T.S.	DATE: JUNE 2022 DWG. NO. 408-2

George Balaban Digitally signed by George Balaban Date: 2025.03.07 13:49:18 -05'00'

GEORGE BALABAN LICENSE No 74543 STATE OF FLORIDA PROFESSIONAL ENGINEER

THE ITEM HAS BEEN DIGITALLY SIGNED AND SEALED BY GEORGE BALABAN ON THE DATE ADJACENT TO THE SEAL.

PRINTED COPIES OF THIS DOCUMENT ARE NOT CONSIDERED SIGNED AND SEALED AND THE SIGNATURE MUST BE VERIFIED ON ANY ELECTRONIC COPIES.

PLANS ARE IN NAVD 1988 DATUM CONVERSION EQUATION IS BELOW: (NAVD 1988) + 1.58' = (NGVD 1929)

THE PRESENCE OF GROUNDWATER SHOULD BE ANTICIPATED. CONTRACTOR'S BID SHALL INCLUDE CONSIDERATION FOR ADDRESSING THIS ISSUE AND OBTAINING ALL NECESSARY PERMITS.

Always call 811 two full business days before you dig to have underground utilities located and marked.

Sunshine811.com

DRC P225-12000006

04/16/2025

No.	REVISIONS	DATE	BY
1	DRC SUBMITTAL	02/12/25	TVC

Kimley»Horn

© 2025 KIMLEY-HORN AND ASSOCIATES, INC.
8201 PETERS ROAD, SUITE 2200, PLANTATION, FL 33324
PHONE: 954-535-5100 FAX: 954-739-2247
WWW.KIMLEY-HORN.COM REGISTRY No. 35106

LICENSED PROFESSIONAL
GEORGE BALABAN, P.E.
FL LICENSE NUMBER 74543
DATE: 02/12/2025

KHA PROJECT 044203010
DATE FEB 2025
SCALE AS SHOWN
DESIGNED BY TVC
DRAWN BY TVC
CHECKED BY GB

PAVING GRADING & DRAINAGE DETAILS

CYPRESS LANDING CONDOMINIUM PARKING LOT
PREPARED FOR
CITY OF POMPANO BEACH
POMPANO BEACH FL

SHEET NUMBER
C3.20

Plotted By:Aponte, Alan Sheet Set:CYPRESS LANDING CONDOMINIUM PARKING LOT Layout:C3.20 PAVING GRADING & DRAINAGE DETAILS March 04, 2025 10:09:52am K:\FTL_Civil\044 Jobs\044203010-Cypress Nook\CAD\Plansheets - Cypress Nook\C3.21 PAVING GRADING & DRAINAGE DETAILS.dwg
This document, together with the concepts and designs presented herein, as an instrument of service, is intended only for the specific purpose and client for which it was prepared. Reuse of and improper reliance on this document without written authorization and adaptation by Kimley-Horn and Associates, Inc. shall be without liability to Kimley-Horn and Associates, Inc.